



Evoke Communications

Pub Talk
November 9, 2000

Brad Dupee
Vice President of Business Development



Evoke Communications

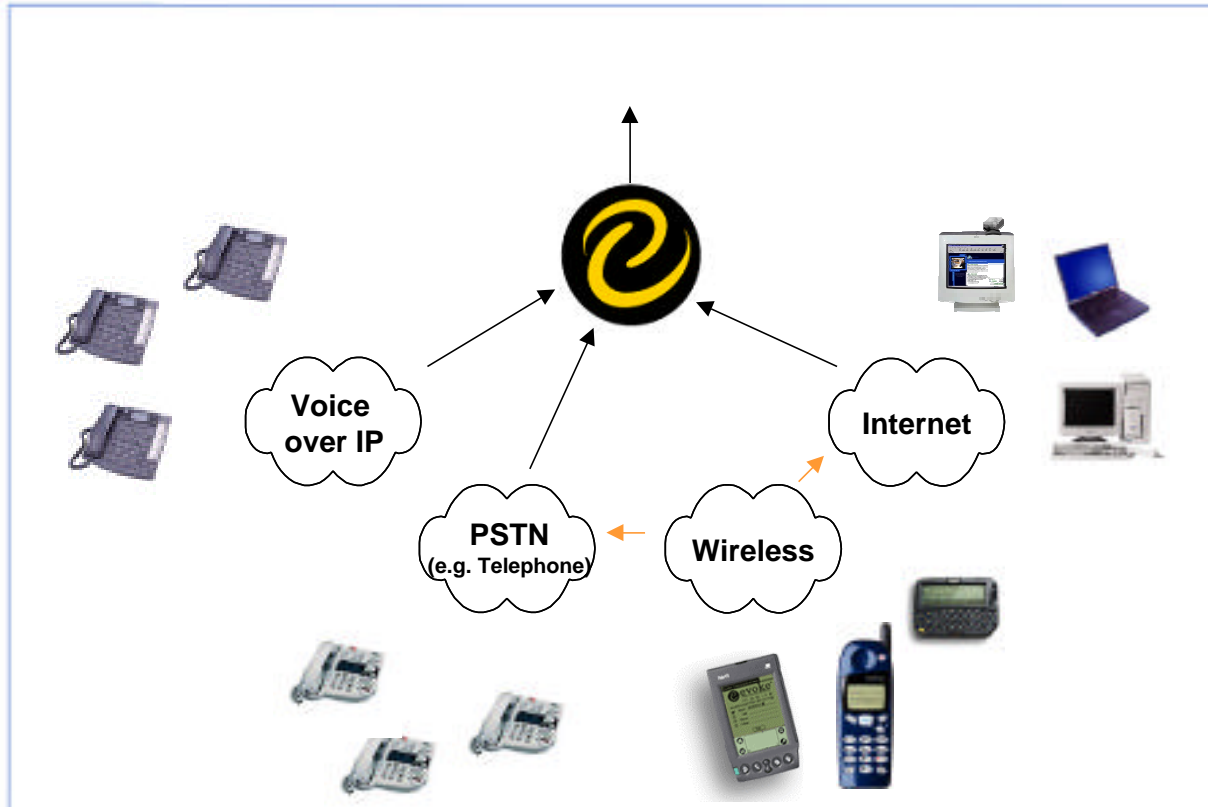
Evoke Communications creates, enhances and facilitates virtual meetings and events using current and next generation communication technologies.



Meeting Applications Today

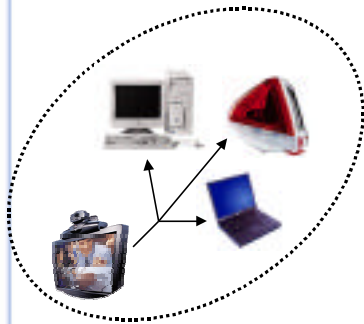


Technologies Used in the Virtual Meeting Experience



Virtual Meeting Services


One to Many - Web Many to many - Web and Phone Many to Many - Web



Webseminars

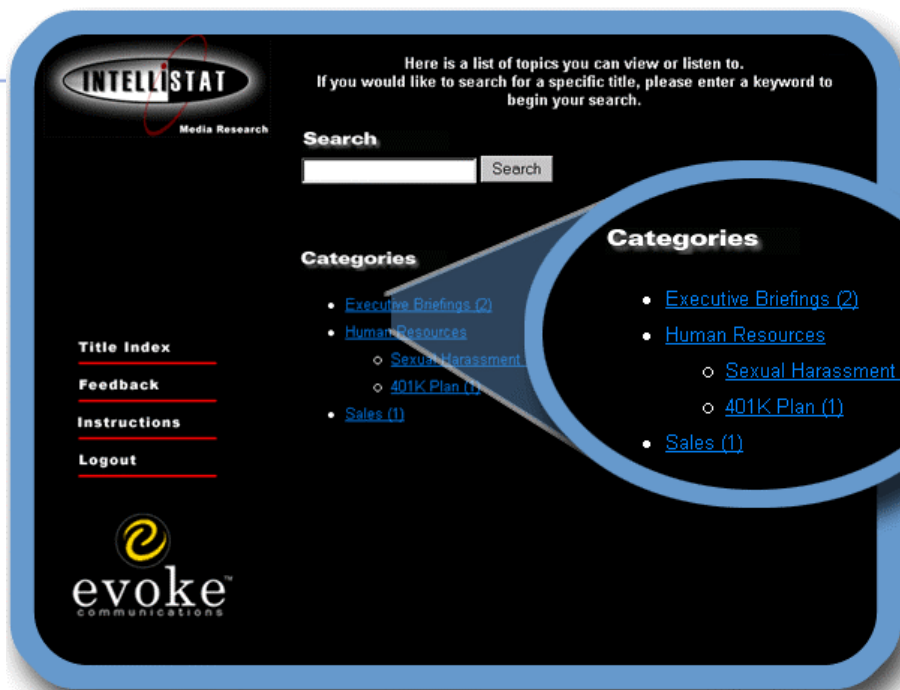


Webconferencing



Collaboration



INTELLISTAT
Media Research

Here is a list of topics you can view or listen to.
If you would like to search for a specific title, please enter a keyword to begin your search.

Search

Categories

- [Executive Briefings \(2\)](#)
- [Human Resources](#)
 - [Sexual Harassment](#)
 - [401K Plan \(1\)](#)
- [Sales \(1\)](#)

Categories


- [Executive Briefings \(2\)](#)
- [Human Resources](#)
 - [Sexual Harassment \(2\)](#)
 - [401K Plan \(1\)](#)
- [Sales \(1\)](#)

Title Index

Feedback

Instructions

Logout


evoke
COMMUNICATIONS

• 24/7 live and on-demand training

• Easily searchable online library



The screenshot shows a web seminar player interface. At the top left is a video thumbnail of a man in a suit. Below it is a video player with a play button, a progress bar showing 'Playing 00:48 / 00:53', and a volume icon. To the right of the video player is the 'INTELLISTAT' logo with a red orbital graphic and the text 'Annual Sales Meeting' and 'Media Research'. Below the video player are four menu items: 'Title Index', 'Feedback', 'Instructions', and 'Logout', each with a red underline. At the bottom left is a 'return to evoke communications' logo. In the center is a large yellow graphic of an eye. To the right of the eye is the text 'Breakout sessions:' followed by a bulleted list: 'Product update', 'VForum', 'Competition to VForum', and 'Compensation Plan'. At the bottom right is a blue link that says 'Back to Titles'.

Live Events

- Stream a live press conference

- Political speeches and social events

- Company meetings



Instant Access



Initiate reservationless ad-hoc meetings instantly.

Easy to use and lets businesses get things done sooner, better.

Real-time Visuals



Save time and money
without losing the
effectiveness of being there.

Upload presentations

Webcasting



The screenshot displays the Evoke Webconferencing interface. At the top, there is a navigation bar with the Evoke logo and several menu items: conference control, dial participants, conference notes, webcasting, presentation manager, and webconference help. Below the navigation bar, the main content area shows a presentation slide titled "Evoke Webconferencing Goes Mobile". The slide features the Evoke logo and the text "Harness the power of Webconferencing in the palm of your hand." A "live+record" button is visible on the slide. To the right of the slide, there is a "webcasting" control panel with the following steps:

- 1 Name your conference:
- 2 Select from the following options:
 - Live webcast
 - Recorded webcast
 - Live and recorded webcast
- 3

Below the steps, there is a note: "NOTE: FCC Law requires all recorded phone conversations be preceded by verbal notification at the start of the recording." and a "close window" button.

At the bottom of the interface, there is a "call status" bar with the following information: "people on the web" (1), "people on the phone" (1), "questions pending" (0), and "live+record" status.

- Communicate in real-time
- Record it for those who may have missed it



Evoke Collaboration



Conduct large-scale company-wide events to maintain open lines of communication.

Participants | Poll | Presentations | Bookmarks | Filter | Application Sharin

Access control for non-guest list participants

- Allow participants to join
- Show alert when participants join
- Confirm new participants
- Do not allow new participants

Participant Control

Attending: 1/100

Name	Company	Address	Status
Tim Malone	Evoke	63.83.207.186	
Joan Hart	Evoke	600.45.47.17	
Alison Memphis	Evoke	956.789.458.98	
John Kurts	Evoke	450.54.001.244	
Raymond Briar	Intellistat	800.45.128.201	
San Morse	Spire Media	800.45.472.244	
Johanne Smyth	Evoke	400.45.369.244	
Curtis Johnson	Evoke	153.45.487.01	
Kevin Curran	Evoke	600.45.49.244	
Justin Rosten	Cisco	700.45.158.244	
Sloan Peterson	Akamai	200.45.483.244	
Lane Myers	Evoke	100.45.76.244	
Gilgore Trout	Evoke	200.45.68.244	
Owen Meany	Evoke	100.45.14.244	
Harry Lomann	Evoke	100.45.146.244	
Homer Lighman	Evoke	100.45.41.244	
Holden Collfield	Evoke	100.45.25.244	
Kevin Horn	Evoke	100.45.125.200	
Dave Simpleton	Evoke	100.45.369.244	
Gerry Bryson	Evoke	100.45.222.999	
Agatha Borgden	Intellistat	100.45.681.544	
Wendy Thomas	Intellistat	880.45.789.621	
Steve Gilmore	Intellistat	100.45.455.213	
Chris Diorio	Intellistat	780.45.102.244	
Heather Minavagia	Evoke	100.45.45.223	
Robin Fraser	Intellistat	890.45.69.147	
Tera Campsy	Evoke	100.45.78.264	
Barry Foster	Intellistat	580.45.68.911	
Jen Lanza	Intellistat	100.45.45.64	

Dismiss | Make Co-Moderator

Whiteboard Control Mode:

Chat Mode:

ChatWindow Mode:

Up to 2500 Web Participants

Low Bandwidth requirements – 28K+

Up to 100 phone participants

Web Touring

- Lead participants on a Web tour of competitors' Websites

- Gives users the interaction and collaborative powers of actually being there



Moderator



Participant



Evoke Collaboration

Moderator

The Moderator interface displays a spreadsheet with columns: PROJECT, City, Dates, Hours, Amount, Month, Expense, Expense Type, Invoice, and Value. A red box highlights the spreadsheet content. A callout box titled "Application Sharing" shows the control panel with the following settings:

Target	Hotkeys	Options	Ctrl	Shift	Key
Screen Capture Command	<input type="checkbox"/>	<input type="checkbox"/>	<input checked="" type="checkbox"/>	<input type="checkbox"/>	PrintScrn
Start/Stop Application Sharing	<input checked="" type="checkbox"/>	<input type="checkbox"/>	<input type="checkbox"/>	<input checked="" type="checkbox"/>	S
Close All Application Sharing Windows	<input checked="" type="checkbox"/>	<input type="checkbox"/>	<input type="checkbox"/>	<input checked="" type="checkbox"/>	F12

Participant

Application Sharing

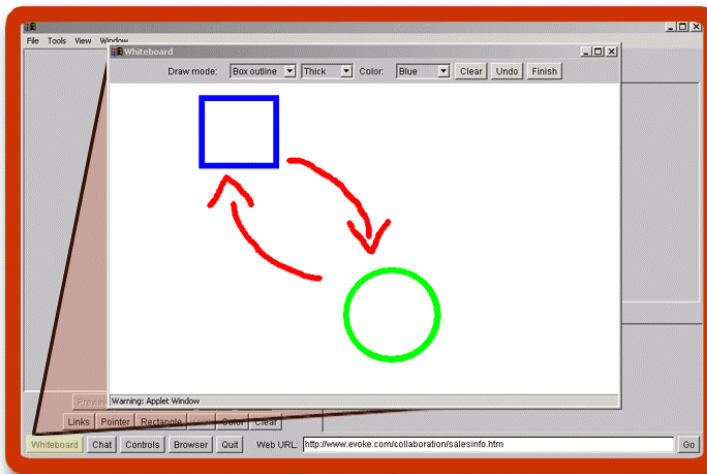
November, 00

© 2000 Evoke Communications, Inc.

14

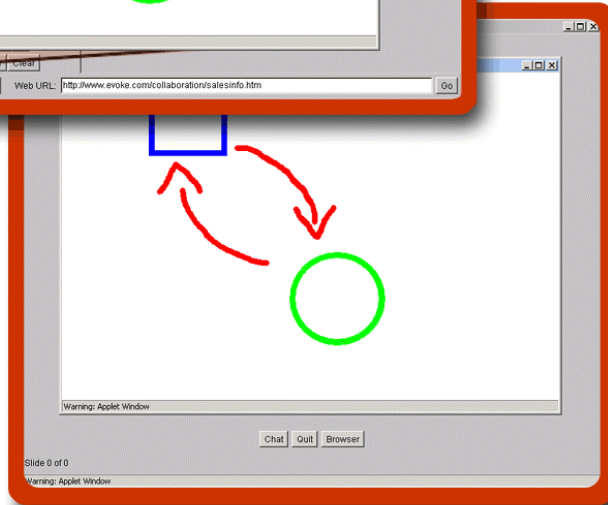
Evoked Collaboration

Moderator



Share a whiteboard...

streamline
creative
processes by
flowing ideas
together in
real-time.

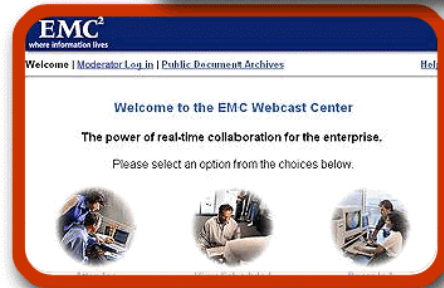


Participant



Branded Interface

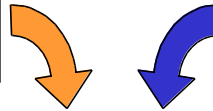
- Create company or department specific meeting centers
- Customize an interface to reflect corporate branding, colors and logo



**Services
Developed on
Top of
Platform**

**Virtual Meeting
Services**

**Partners'
Services**



Application Interface

XML Based Provisioning, Control, Event Notification, Provisioning

Application Layer Software

Application Experience, Core Technologies, Back End Management etc...

Data Centers

Louisville & Boulder Evoke Owned – Level 3 POPs Leased

**Convergent
Communications
Platform**

Meetings Today and in the Future

Audio Conferencing



- Traditional Audio-Conferencing

Web Conferencing



- Audio-Conferencing
- IP Services

Unified Communication



- Complete IP Experience



Experience

vs.

Technology





Evoke Communications Contacts

To Partner:

Brad Dupee
VP of Business Development
office: 800.878.7326 ext. 2830
mobile: 303.641.4166
email: brad@evoke.com

For Events:

Brandon Wick
Account Executive, Enterprise Streaming Services
office: 800.878.7326 ext. 2137
mobile: 415.254-6532
email: bwick@evoke.com

For Webconferencing and Collaboration:

Gunnar Anderson
Regional Sales Executive
office: 800.878.7326 ext. 2705
mobile: 650.533.0159
email: ganderso@evoke.com